

Thermoplastic Multi-Port Selector Valve



Standard Features:

- 100% individually tested
- Corrosion resistant - no wetted metals either internal or external
- Self-lubricating machined PTFE rotor assures smooth operation and eliminates need for lubrication
- Compact size
- Fully customized for unique multi-port requirements
- Electric and Pneumatic actuation available
- Stackable for manifold applications

Ideal For:

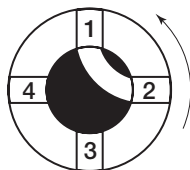
- Pilot and process sampling
- Chromatography
- Remote control and positioning
- Research and development
- Cleaning Systems

Materials of Construction:

Valve bodies are available in Grade 1, Type 1 PVC, CPVC, Beige Polypro, PVDF or PTFE. Shaft material matches body material. Self-lubrication rotor is PTFE; elastomer seals are FKM. Handle ABS. There are no wetted metals.

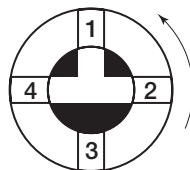
Design Considerations and Flow Configurations:

2-Way Drillings



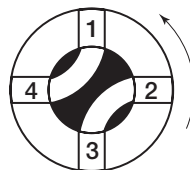
Handle Turn 90°

3-Way Drillings




Handle Turn 90°

4-Way Drillings



Handle Turn 90°

5-Way Drillings



Handle Turn 360°

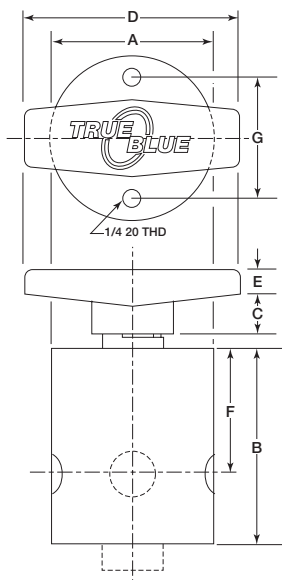
Valve design uses a pre-drilled PTFE rotor to distribute flow to multiple ports.

The “wiping” action of the rotor can create momentary cross-contamination between ports.

The flow patterns depicted above are standard; valves are fully customizable and stackable to create multi-level valves and manifolds. With actuation packages, Selector Valves provide unlimited flexibility in developing multi-port control systems. Please contact our Technical Services group at 973-256-3000 to discuss your specific application.



Thermoplastic Selector Valve



		Dimensions														
	Cv Factor	Pipe Size	A		B		C		D		E		F		G	
			In.	MM	In.	MM	In.	MM	In.	MM	In.	MM	In.	MM	In.	MM
2-Way Selector	1.115	1/4"	2.00	51	2.00	51	0.44	11	3.00	76	0.81	21	1.00	25	1.38	35
	3.69	1/2"	2.50	64	2.88	73	0.56	14	3.00	76	0.81	21	1.50	38	2.00	51
3-Way Selector	1.15	1/4"	2.00	51	2.00	51	0.44	11	3.00	76	0.81	21	1.00	25	1.38	35
	3.69	1/2"	2.50	64	2.88	73	0.56	14	3.00	76	0.81	21	1.50	38	2.00	51
4-Way Selector	0.55	1/4"	2.00	51	2.00	51	0.44	11	3.00	76	0.81	21	1.00	25	1.38	35
	2.40	1/2"	2.50	64	2.88	73	0.56	14	3.00	76	0.81	21	1.50	38	2.00	51
5-Way Selector	1.15	1/4"	2.00	51	2.50	64	0.44	11	3.00	76	0.81	21	1.00	25	1.38	35
	3.69	1/2"	2.50	64	2.88	73	0.56	14	3.00	76	0.81	21	1.50	38	2.00	51

Part Number

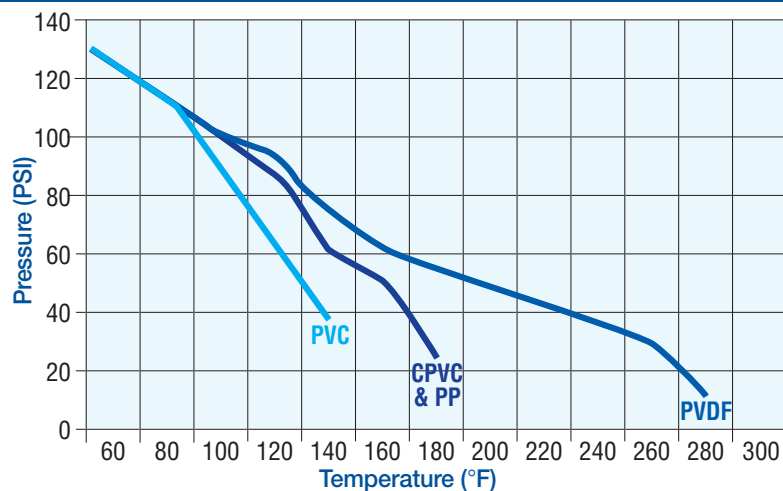
1/4" Pipe Size

Body Material	PVC	CPVC	Polypro	PVDF	PTFE
2-Way	S025-V-2-PV	S025-V-2-CP	S025-V-2-PP	S025-V-2-PF	S025-V-2-TF
3-Way	S025-V-3-PV	S025-V-3-CP	S025-V-3-PP	S025-V-3-PF	S025-V-3-TF
4-Way	S025-V-4-PV	S025-V-4-CP	S025-V-4-PP	S025-V-4-PF	S025-V-4-TF
5-Way	S025-V-5-PV	S025-V-5-CP	S025-V-5-PP	S025-V-5-PF	S025-V-5-TF

1/2" Pipe Size

2-Way	S050-V-2-PV	S050-V-2-CP	S050-V-2-PP	S050-V-2-PF	S050-V-2-TF
3-Way	S050-V-3-PV	S050-V-3-CP	S050-V-3-PP	S050-V-3-PF	S050-V-3-TF
4-Way	S050-V-4-PV	S050-V-4-CP	S050-V-4-PP	S050-V-4-PF	S050-V-4-TF
5-Way	S050-V-5-PV	S050-V-5-CP	S050-V-5-PP	S050-V-5-PF	S050-V-5-TF

Pressure / Temperature De-Rating Chart



Authorized Distributor:

Aetna Plastics Corp. 1702 St. Clair Ave. Cleveland, Ohio 44114 • Tel: 800-634-3074
 216-781-4421 • Fax: 216-781-4474 • sales@aetnaplastics.com • www.aetnaplastics.com