

# Blower Specifications

## Lab Blower Specifications These charts are arranged by increasing CFM. All lab blowers are 60Hz.

See the preceding "Four Steps To Blower Selection."

### 140 to 225 CFM — 3/4 to 1/4 inch Static Pressure

SIZE CODES -0050/0075

Drive	Motor Enclosure	Material Wheel/Housing	Replacement* Parts	RPM	HP	Power Voltage (Phase)	Approx. Shipping (wt., lbs.)	Cat. No. and Size Codes
Dir.	XP	PP/PVC	1	1725	1/6	115 (1)	51†	71320-0075
Dir.	TEFC	PP/PVC	1	1725	1/6	115/208-230 (1)	31†	71330-0050

### 360 to 625 CFM — 3/4 to 1/4 inch Static Pressure

SIZE CODES -0050/0075

Drive	Motor Enclosure	Material Wheel/Housing	Replacement* Parts	RPM	HP	Power Voltage (Phase)	Approx. Shipping (wt., lbs.)	Cat. No. and Size Codes
Dir.	XP	PP/FRP	2	1140	1/3	115/230 (1)	60†	71420-0075
Dir.	TEFC	PP/FRP	2	1140	1/3	115/208-230 (1)	60†	71430-0050
Dir.	XP	PVC/FRP	4	1140	1/3	115/230 (1)	60†	71520-0075
Dir.	TEFC	PVC/FRP	3	1140	1/3	115/208-230 (1)	60†	71530-0050

### 710 to 1,025 CFM — 1-1/4 to 1/4 inch Static Pressure

SIZE CODES -0100/0150

Drive	Motor Enclosure	Material Wheel/Housing	Replacement* Parts	RPM	HP	Power Voltage (Phase)	Approx. Shipping (wt., lbs.)	Cat. No. and Size Codes
Dir.	XP	PP/FRP	2	1725	1/3	115/230 (1)	60†	71420-0150
Dir.	TEFC	PP/FRP	2	1725	1/3	115/208-230 (1)	60†	71430-0100
Dir.	XP	PVC/FRP	3	1725	1/3	115/230 (1)	60†	71520-0150
Dir.	TEFC	PVC/FRP	3	1725	1/3	115/208-230 (1)	60†	71530-0100

## Industrial Blower Specifications These charts are arranged by increasing CFM. All lab blowers are 60Hz.

All industrial blowers have round inlets and rectangular outlets. See dimension charts later in this section for details. Plastic transitions are available to connect blowers to ductwork; refer to the last page in this section.

### 355 to 500 CFM — 1-1/4 to 3/4 inch Static Pressure

SIZE CODES -0160

Drive	Motor Enclosure	Material Wheel/Housing	Replacement* Parts	RPM	HP	Power Voltage (Phase)	Approx. Shipping (wt., lbs.)	Cat. No. and Size Codes
Dir.	XP	PP/PVC	5	1725	1/3	208-230/460 (3)	58	72521-0160
Dir.	TEFC	PP/PVC	5	1725	1/3	208-230/460 (3)	60	72531-0160
Dir.	XP	PVC/PVC	6	1725	1/3	208-230/460 (3)	58	72621-0160
Dir.	TEFC	PVC/PVC	6	1725	1/3	208-230/460 (3)	60	72631-0160
Belt	XP	PP/PVC	5	1725	1/3	208-230/460 (3)	135	72721-0160
Belt	TEFC	PP/PVC	5	1725	1/3	208-230/460 (3)	130	72731-0160
Belt	XP	PVC/PVC	6	1725	1/3	208-230/460 (3)	137	72821-0160
Belt	TEFC	PVC/PVC	6	1725	1/3	208-230/460 (3)	132	72831-0160

# Blower Specifications

**Industrial Blower Specifications** These charts are arranged by increasing CFM. All blowers are 60Hz.

## 650 to 800 CFM — 1 to 3/4 inch Static Pressure

SIZE CODES -0200

Drive	Motor Enclosure	Material Wheel/Housing	Replacement* Parts	RPM	HP	Power Voltage (Phase)	Approx. Shipping (wt., lbs.)	Cat. No. and Size Codes
Dir.	XP	PP/PVC	7	1140	3/4	208-230/460 (3)	125	<b>72520-0200</b>
Dir.	TEFC	PP/PVC	7	1140	3/4	208-230/460 (3)	113	<b>72530-0200</b>
Dir.	XP	PVC/PVC	8	1140	3/4	208-230/460 (3)	128	<b>72620-0200</b>
Dir.	TEFC	PVC/PVC	8	1140	3/4	208-230/460 (3)	116	<b>72630-0200</b>

## 730 to 1,100 CFM — 2 to 1-1/4 inch Static Pressure

SIZE CODES -0200

Drive	Motor Enclosure	Material Wheel/Housing	Replacement* Parts	RPM	HP	Power Voltage (Phase)	Approx. Shipping (wt., lbs.)	Cat. No. and Size Codes
Dir.	XP	PP/PVC	7	1725	3/4	208-230/460 (3)	128	<b>72521-0200</b>
Dir.	TEFC	PP/PVC	7	1725	3/4	208-230/460 (3)	122	<b>72531-0200</b>
Dir.	XP	PVC/PVC	8	1725	3/4	208-230/460 (3)	116	<b>72621-0200</b>
Dir.	TEFC	PVC/PVC	8	1725	3/4	208-230/460 (3)	116	<b>72631-0200</b>
Belt	XP	PP/PVC	7	1725	3/4	208-230/460 (3)	138	<b>72721-0200</b>
Belt	TEFC	PP/PVC	7	1725	3/4	208-230/460 (3)	138	<b>72731-0200</b>
Belt	XP	PVC/PVC	8	1725	3/4	208-230/460 (3)	140	<b>72821-0200</b>
Belt	TEFC	PVC/PVC	8	1725	3/4	208-230/460 (3)	150	<b>72831-0200</b>

## 960 to 1,210 CFM — 1-1/4 to 1 inch Static Pressure

SIZE CODES -0250

Drive	Motor Enclosure	Material Wheel/Housing	Replacement* Parts	RPM	HP	Power Voltage (Phase)	Approx. Shipping (wt., lbs.)	Cat. No. and Size Codes
Dir.	XP	PP/PVC	9	1140	1	230-460 (3)	135	<b>72520-0250</b>
Dir.	TEFC	PP/PVC	9	1140	1	208-230/460 (3)	122	<b>72530-0250</b>
Dir.	XP	PVC/PVC	10	1140	1	230-460 (3)	138	<b>72620-0250</b>
Dir.	TEFC	PVC/PVC	10	1140	1	208-230/460 (3)	125	<b>72630-0250</b>

## 1,110 to 1,910 CFM — 3 to 2 inch Static Pressure

SIZE CODES -0250

Drive	Motor Enclosure	Material Wheel/Housing	Replacement* Parts	RPM	HP	Power Voltage (Phase)	Approx. Shipping (wt., lbs.)	Cat. No. and Size Codes
Dir.	XP	PP/PVC	9	1725	1-1/2	208-230/460 (3)	140	<b>72521-0250</b>
Dir.	TEFC	PP/PVC	9	1725	1-1/2	208-230/460 (3)	124	<b>72531-0250</b>
Dir.	XP	PVC/PVC	10	1725	1-1/2	208-230/460 (3)	140	<b>72621-0250</b>
Dir.	TEFC	PVC/PVC	10	1725	1-1/2	208-230/460 (3)	130	<b>72631-0250</b>
Belt	XP	PP/PVC	9	1725	1-1/2	208-230/460 (3)	160	<b>72721-0250</b>
Belt	TEFC	PP/PVC	9	1725	1-1/2	208-230/460 (3)	155	<b>72731-0250</b>
Belt	XP	PVC/PVC	10	1725	1-1/2	208-230/460 (3)	220	<b>72821-0250</b>
Belt	TEFC	PVC/PVC	10	1725	1-1/2	208-230/460 (3)	190	<b>72831-0250</b>

# Blower Specifications

**Industrial Blower Specifications** These charts are arranged by increasing CFM. All blowers are 60Hz.

## 1,410 to 2,210 CFM — 1-1/4 to 1 inch Static Pressure

SIZE CODES -0310

Drive	Motor Enclosure	Material Wheel/Housing	Replacement* Parts	RPM	HP	Power Voltage (Phase)	Approx. Shipping (wt., lbs.)	Cat. No. and Size Codes
Dir.	XP	PP/PVC	11	1140	2	230/460 (3)	260	<b>72520-0310</b>
Dir.	TEFC	PP/PVC	11	1140	2	208-230/460 (3)	162	<b>72530-0310</b>
Dir.	XP	PVC/PVC	12	1140	2	230/460 (3)	195	<b>72620-0310</b>
Dir.	TEFC	PVC/PVC	12	1140	2	208-230/460 (3)	206	<b>72630-0310</b>

## 2,900 to 3,640 CFM — 3-1/4 to 2-3/4 inch Static Pressure

SIZE CODES -0310

Drive	Motor Enclosure	Material Wheel/Housing	Replacement* Parts	RPM	HP	Power Voltage (Phase)	Approx. Shipping (wt., lbs.)	Cat. No. and Size Codes
Dir.	XP	PP/PVC	11	1725	5	30/460 (3)	220	<b>72521-0310</b>
Dir.	TEFC	PP/PVC	11	1725	5	208-230/460 (3)	152	<b>72531-0310</b>
Dir.	XP	PVC/PVC	12	1725	5	230/460 (3)	225	<b>72621-0310</b>
Dir.	TEFC	PVC/PVC	12	1725	5	208-230/460 (3)	172	<b>72631-0310</b>
Belt	XP	PP/PVC	11	1725	5	230/460 (3)	277	<b>72721-0310</b>
Belt	TEFC	PP/PVC	11	1725	5	208-230/460 (3)	237	<b>72731-0310</b>
Belt	XP	PVC/PVC	12	1725	5	230/460 (3)	283	<b>72821-0310</b>
Belt	TEFC	PVC/PVC	12	1725	5	208-230/460 (3)	284	<b>72831-0310</b>

## 3,350 to 5,000 CFM — 3 to 2 inch Static Pressure

SIZE CODES -0400

Drive	Motor Enclosure	Material Wheel/Housing	Replacement* Parts	RPM	HP	Power Voltage (Phase)	Approx. Shipping (wt., lbs.)	Cat. No. and Size Codes
Dir.	XP	PP/PVC	13	1140	5	230-460 (3)	270	<b>72520-0400</b>
Dir.	TEFC	PP/PVC	13	1140	5	208-230/460 (3)	285	<b>72530-0400</b>
Dir.	XP	PVC/PVC	14	1140	5	230-460 (3)	300	<b>72620-0400</b>
Dir.	TEFC	PVC/PVC	14	1140	5	208-230/460 (3)	295	<b>72630-0400</b>
Belt	TEFC	PP/PVC	13	1140	5	208-230/460 (3)	370	<b>72730-0400</b>
Belt	TEFC	PVC/PVC	14	1140	5	208-230/460 (3)	380	<b>72830-0400</b>

### COMMON REPLACEMENT PARTS *Match the replacement part number with the required item below.*

*Call Saint-Gobain Performance Plastics for pricing on any housing, back plate or gasket.*

Replacement No.	PVC Wheel	PP Wheel	Shaft Extension	Housing	Back Plate	Gasket
1	—	71309-0002	71309-0035	71309-0004	—	—
2	—	71409-0002	71409-0035/ 71409-0034*	71409-0031	—	—
3	71509-0003	—	Included	71409-0031	—	—
4	71509-0004	—	Included	71409-0031	—	—
5	—	72509-0160	Included	72509-0011	72509-0016	72509-0038
6	72609-0160	—	Included	72509-0011	72509-0016	72509-0038
7	—	72509-0200	Included	72509-0012	72509-0017	72509-0039
8	72609-0200	—	Included	72509-0012	72509-0017	72509-0039
9†	—	72509-0250** 72529-0250†	Included	72509-0013	72509-0018	72509-0040
10	72609-0250** 72629-0250†	—	Included	72509-0013	72509-0018	72509-0040
11	—	72509-0310	Included	72509-0014	72509-0019	72509-0041
12	72609-0310	—	Included	72509-0014	72509-0019	72509-0041
13	—	72509-0400	Included	72509-0015	72509-0020	72509-0042
14	72609-0400	—	Included	72509-0015	72509-0020	72509-0042

\*The shaft extension of the 71420-0150 blower was redesigned in 1986. For blowers up to and including serial number 71E463109, order shaft extension 71409-0034. For blowers with higher serial numbers, order shaft extension 71409-0035.

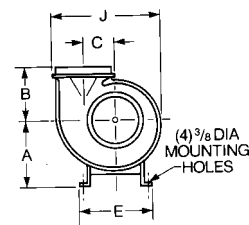
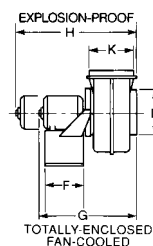
†For blowers up to and including serial number 72E56243—will accept a motor with 0.625 diameter shaft.

\*\*For serial numbers above 72E56243—will accept a motor with 0.875 diameter shaft.

# Blower Specifications

## LAB BLOWER—Dimensions (Inches)

Cat. No.	A	B	C	D	E	F	G	H	J	K
71330-0050	5-5/8	6-5/8	3-3/4	5-5/8	9	7	14-1/2	—	11	4-1/2
71320-0075	5-5/8	6-5/8	3-3/4	5-5/8	9	7	—	15-1/2	11	4-1/2
71430-, 71530-0050	9-1/2	7-1/4	4-1/2	8	10-1/2	7-1/4	19	—	15-1/8	8
71420-, 71520-0075	9-1/2	7-1/4	4-1/2	8	10-1/2	7-1/4	—	19-1/2	15-1/8	8
71430-, 71530-0100	9-1/2	7-1/4	4-1/2	8	10-1/2	7-1/4	18-1/2	—	15-1/8	8
71420-, 71520-0150	9-1/2	7-1/4	4-1/2	8	10-1/2	7-1/4	—	21-1/2	15-1/8	8

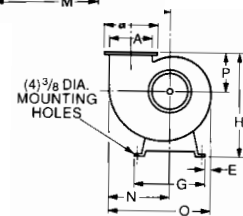
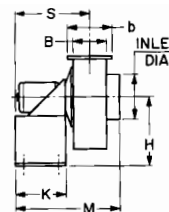


## INDUSTRIAL BLOWERS WITH DIRECT DRIVE—Dimensions (Inches)

Cat. No.	Size Code	INLET DIAMETER, IN.		A	B	E	G	H	H1	K
		I.D.	O.D.							
72520, 72521	-0160	6-1/4	6-5/8	6	4-9/16	1/2	13-1/4	10	15-11/16	10
72530, 72531	-0200	7-3/8	7-3/4	7-7/16	5-1/8	1/2	14-1/2	14	21-11/16	10
72620, 72621	-0250	9-3/8	9-3/4	9-3/8	6-11/16	1/2	15-3/4	15-15/16	24-3/16	11-1/2
72630, 72631	-0310	12-3/8	12-3/4	11-7/8	9-11/16	1/2	17-1/4	20-15/16	31-9/16	13-1/2
	-0400	15-5/8	16	15-5/8	11-7/8	3/4	23	23-3/4	35-15/16	18

Cat. No.	Size Code	M	N	O	P	R	S	a	b
72520, 72521	-0160	16-1/2	9-1/16	15-3/8	5-11/16	5-13/16	12-3/8	8	6-9/16
72530, 72531	-0200	20-3/8	11-11/16	19-9/16	7-11/16	7-1/2	14-1/2	10-1/16	7-5/8
72620, 72621	-0250	24-1/4	13-9/16	22-13/16	8-1/4	8-7/16	16-5/8	11-7/8	9-3/16
72630, 72631	-0310	29-3/4	18-1/8	29-15/16	10-5/8	11-5/8	20-5/16	14-3/8	12-3/16
	-0400	39-3/4	22-7/16	36-13/16	12-3/16	13-9/16	24	18-3/8	14-5/8

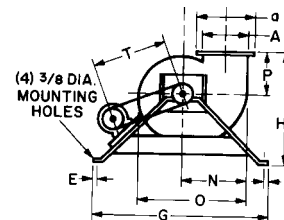
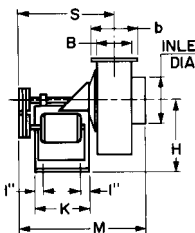


## INDUSTRIAL BLOWERS WITH BELT DRIVE—Dimensions (Inches)

Cat. No.	Size Code	INLET DIA., IN.		A	B	E	G	H	H1	K	M
		I.D.	O.D.								
72721, 72730	-0160	6-5/8	6	4-9/16	1/2	32-1/2	10	15-11/16	10	22-1/4	
72731, 72821	-0200	7-3/4	7-7/16	5-1/8	1/2	32-1/2	14	21-11/16	10	22-1/4	
72830, 72831	-0250	9-3/4	9-3/8	6-11/16	1/2	37-1/4	15-15/16	24-3/16	11-1/2	26-3/4	
	-0310	12-3/4	11-7/8	9-11/16	1/2	46-13/16	20-15/16	31-9/16	13-1/2	32-1/4	
	-0400	16	15-5/8	11-7/8	3/4	54-9/16	23-3/4	35-15/16	18	41-7/8	

Cat. No.	Size Code	N	O	P	R	S	T	a	b
72721, 72730	-0160	9-1/16	15-3/8	5-11/16	5-13/16	16-3/8	14-7/8 +/- 1-1/2	8	6-9/16
72731, 72821	-0200	11-11/16	19-9/16	7-11/16	7-1/2	16-3/8	14-7/8 +/- 1-1/2	10-1/16	7-5/8
72830, 72831	-0250	13-9/16	22-13/16	8-1/4	8-7/16	19-1/8	16 +/- 1-1/2	11-7/8	9-3/16
	-0310	18-1/8	29-15/16	10-5/8	11-5/8	22-13/16	20-1/2 +/- 1-1/2	14-3/8	12-3/16
	-0400	22-7/16	36-13/16	12-3/16	13-9/16	26-1/8	22-7/8 +/- 1-1/2	18-3/8	14-5/8



\*Size codes for these blowers are available with all catalog numbers.

## PVC DUCT TO BLOWER CONNECTION

You may attach PVC duct to the blower inlet and transition, or use the Saint-Gobain flexible connection.

### INLET

Lab	INLET I.D. x O.D., IN.	Standard Duct Size IN.	Type of Duct Joint
71300 Series	5-1/4 x 5-5/8	5	Butts
71400 and 71500 Series	Taper x 8	8	Ducts slides over

Industrial	INLET I.D. x O.D., IN.	Standard Duct Size IN.	Type of Duct Joint
-0160	6-1/4 x 6-5/8	6	Butts
-0200	7-3/8 x 7-3/4	7	Ducts inserts
-0250	9-3/8 x 9-3/4	9	Ducts inserts
-0310	12-3/8 x 12-3/4	12	Butts
-0400	15-5/8 x 16	16	Butts

### OUTLET

Lab	OUTLET I.D. x O.D., IN.	Standard Duct Size IN.	Type of Duct Joint
71300 Series	4 x 4-1/2	4	Butts
71400 and 71500 Series	Taper x 8	8	Ducts slides over

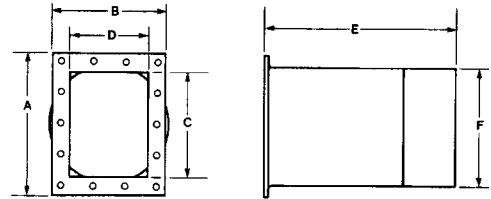

Industrial	OUTLET I.D. x O.D., IN.	Standard Duct Size IN.	Type of Duct Joint
-0160	6-1/4 x 6-5/8	6	Butts
-0200	8-1/4 x 8-5/8	8	Butts
-0250	10-3/8 x 10-3/4	10	Butts
-0310	13-5/8 x 14	14	Butts
-0400	15-5/8 x 16	16	Butts

Dir. = Direct Drive    XP = Explosion-Proof    TEFC = Totally Enclosed Fan-Cooled    BELT = Belt Drive

# Blower Specifications

## Transitions for Saint-Gobain Performance Plastics Industrial Blowers

- Connect rectangular blower outlet to circular ductwork
- Permits fast, easy installation
- Rigid, welded PVC
- Flanges are drilled for blowers' bolt patterns

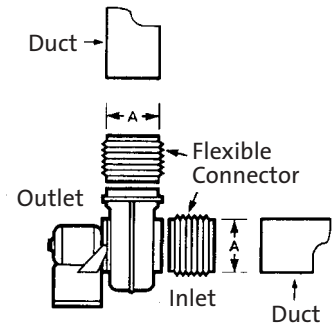


Cat. No.	Size Code	A	B	C	D	E	F, Duct I.D.	G, Duct I.D.	Bolt Holes
<b>72510</b>	<b>-0160</b>	8	6-9/16	5-7/8	4-3/8	11	6-5/8	6-1/4	14
Fits Saint-Gobain industrial blowers with these size codes	<b>-0200</b>	10-1/16	7-5/8	7-11/16	5-5/16	11	8-5/8	8-1/4	18
	<b>-0250</b>	11-7/8	9-3/16	9-1/2	6-3/4	12	10-3/4	10-3/8	22
	<b>-0310</b>	14-3/8	12-3/16	11-3/16	9-5/8	12	14	13-5/8	22
	<b>-0400</b>	18-3/8	14-5/8	15-3/4	12	13	16	15-5/8	22

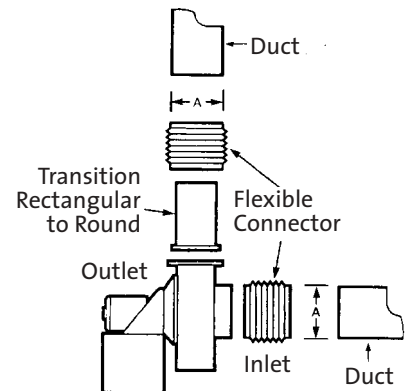
## Transitions for Saint-Gobain Industrial Blowers

- Easily fit inlets and outlets of laboratory blowers
- Stainless steel clamps (two) supplied for quick, easy installation
- Flexible PVC reduces excess vibration
- 6" Length

Connector Cat. No.	"A"—I.D. (Inches)	Connector Fits
<b>72511-0050</b>	4-1/2	5-inch lab blower (outlet)
<b>72511-0055</b>	5-5/8	5-inch lab blower (inlet)
<b>72511-0100</b>	8	8-inch lab blower (inlet and outlet)
<b>72511-0160</b>	6-5/8	-0160 industrial blower (inlet and transition)
<b>72511-0200</b>	7-3/4	-0200 industrial blower (inlet)
<b>72511-0205</b>	8-5/8	-0200 industrial blower (transition)
<b>72511-0250</b>	9-3/4	-0250 industrial blower (inlet)
<b>72511-0255</b>	10-3/4	-0250 industrial blower (transition)
<b>72511-0310</b>	12-3/4	-0310 industrial blower (inlet)
<b>72511-0315</b>	14	-0310 industrial blower (transition)
<b>72511-0400</b>	16	-0400 industrial blower (inlet and transition)



Lab Blower



Industrial Blower

\*Transitions are needed to convert the rectangular industrial blower outlet to a round duct. Must be ordered separately (Cat. No. 72510).