



## S Series Vertical Seal-Less Immersible Pumps

1/3, 1/2, 3/4, 1, 1-1/2, 3 AND 5 HP

### KEY FEATURES

- Heavy Duty Design for Continuous Duty Service
- Available in CPVC, GFPP and PVDF
- FPM Elastomers
- Seal-Less Design

### OPTIONS

- Optional Inlet Screen and Extended Shaft
- In-Tank Filtration
- CPVC Inlet Screens
- Extended Shafts
- Impeller Trim Variations
- Explosion Proof Motors
- Washdown Motors
- 575V Motors
- EPDM Elastomers
- S-J Type Electrical Cord

### MATERIALS

- CPVC Cell Class 23447 per ASTM D1784
- GFPP Cell Class 85580 per ASTM D4101
- PVDF

CORROSION RESISTANT PUMPS

## TECHNICAL INFORMATION

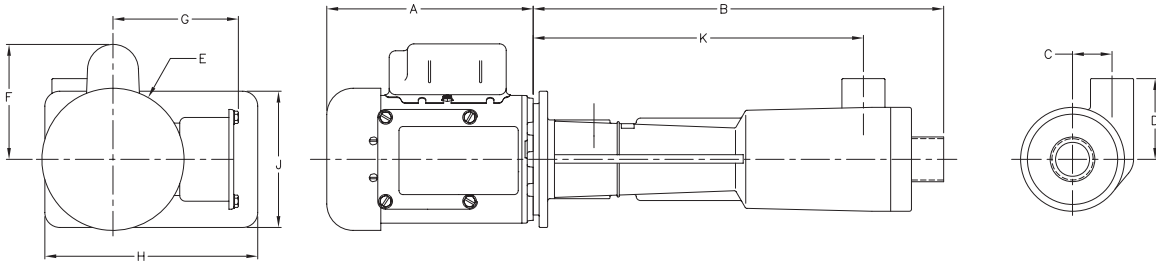
### SPECIFICATIONS

<b>PUMP HEAD</b>	CPVC (1/15– 5 HP), Natural PP (1/15 HP Only), GFPP (1/3 – 1-1/2 HP), PVDF (1/15 – 1-1/2 HP)
<b>PIPE CONNECTION</b>	Threaded NPT
<b>FUME BARRIER</b>	PTFE, Protects Motor and Bearings from Corrosion Damage
<b>O-RINGS</b>	FPM
<b>PERFORMANCE</b>	Flow Rates from 5 to 130 GPM with TDHs of up to 115 Feet. S-Series Motors and Pumps are Matched for Non-Overloading, Continuous Duty Performance Throughout the Entire Pump Performance Range.
<b>MOTORS</b>	Matched for Non-Overloading, Continuous Duty Performance Throughout the Entire Pump Performance Range. or 208-230 / 460 VAC and are Heavy Duty TEFC, Epoxy Painted and Rated for Continuous Service. Also Available with Wash Down and Explosion Proof Motors.
<b>MODELS WITH HP RATING</b>	S1 1/15 HP, S2 1/3 HP, S4 1/2 HP, S5 3/4 HP, SS6 3/4 HP, SS7 1 HP, S8 1-1/2 HP, SS8 1-1/2 HP, S12 3 HP and S16 5 HP

# S Series Vertical Seal-Less Immersible Pumps

1/3, 1/2, 3/4, 1, 1-1/2, 3 AND 5 HP

## TECHNICAL INFORMATION, CONTINUED



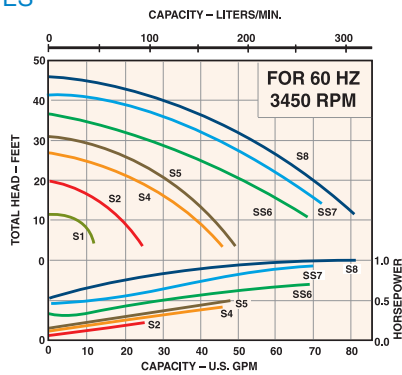
### DIMENSIONS

	A	B	C	D	E	F	G	H	J	K	INLET	DISCHARGE
	in / mm	in / mm	in / mm	in / mm	in / mm	in / mm	in / mm	in / mm	in / mm	in / mm		
S1	5.30 / 135	10.89 / 277	.84 / 21	2.13 / 54	3.91 / 99	N/A	N/A	6.25 / 159	4.00 / 102	8.49 / 216	3/4" MNPT	1/2" FNPT
S2	8.68 / 220	13.28 / 337	1.16 / 29	2.25 / 57	6.58 / 167	5.55 / 141	N/A	6.31 / 160	6.31 / 160	10.86 / 276	1" MNPT	3/4" FNPT
S4	10.28 / 261	12.90 / 328	1.38 / 35	2.88 / 73	6.96 / 177	5.75 / 146	4.87 / 124	6.31 / 160	6.31 / 160	9.77 / 248	1-1/4" MNPT	1" FNPT
S5	9.52 / 242	12.90 / 328	1.38 / 35	2.88 / 73	6.96 / 177	5.75 / 146	4.87 / 124	6.31 / 160	6.31 / 160	9.77 / 248	1-1/4" MNPT	1" FNPT
SS6	9.52 / 242	11.40 / 290	1.69 / 43	3.21 / 82	6.96 / 177	5.75 / 146	5.40 / 137	6.31 / 160	6.31 / 160	7.97 / 202	1-1/2" MNPT	1-1/4" FNPT
SS7	12.60 / 320	11.40 / 290	1.69 / 43	3.21 / 82	6.96 / 177	5.75 / 146	5.40 / 137	6.31 / 160	6.31 / 160	7.97 / 202	1-1/2" MNPT	1-1/4" FNPT
S8	13.40 / 340	11.40 / 290	1.69 / 43	3.21 / 82	6.96 / 177	5.75 / 146	5.94 / 151	6.31 / 160	6.31 / 160	7.97 / 202	1-1/2" MNPT	1-1/4" FNPT
S8 / S16	13.67 / 347	14.83 / 377	2.68 / 68	7.07 / 180	9.46 / 240	N/A	7.67 / 195	N/A	N/A	9.73 / 247	3" SLIP	2" FNPT
S0 / S12	13.12 / 333	15.66 / 398	2.00 / 51	6.91 / 176	7.16 / 182	N/A	5.94 / 151	N/A	N/A	11.35 / 288	3" SLIP	1-1/2" FNPT

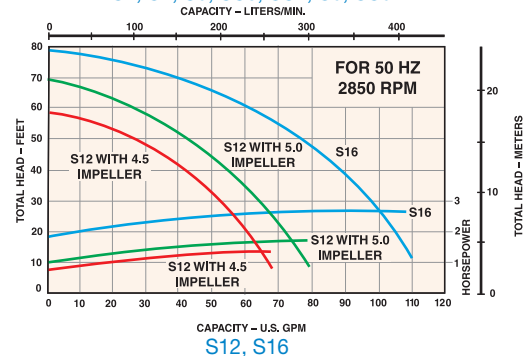
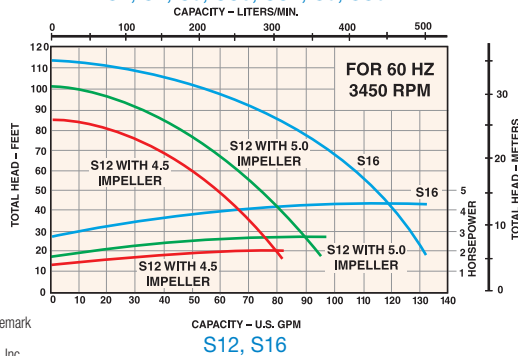
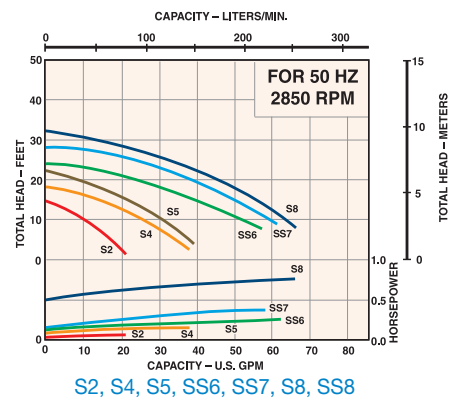
Dimensions are subject to change without notice – consult factory for installation information

### PERFORMANCE CURVES

60 Hz



50 Hz



Hayward is a registered trademark of Hayward Industries, Inc. © 2018 Hayward Industries, Inc.